
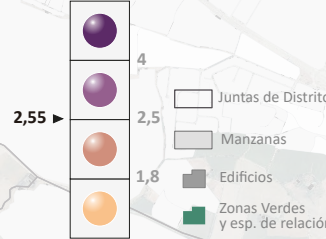




% de niños de 0 a 3 años sobre el total de habitantes por junta de distrito



miles de habitantes, población de 0 a 3 años

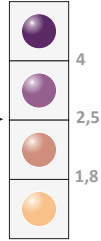
DENSIDAD DE POBLACIÓN: HABITANTES / HA.



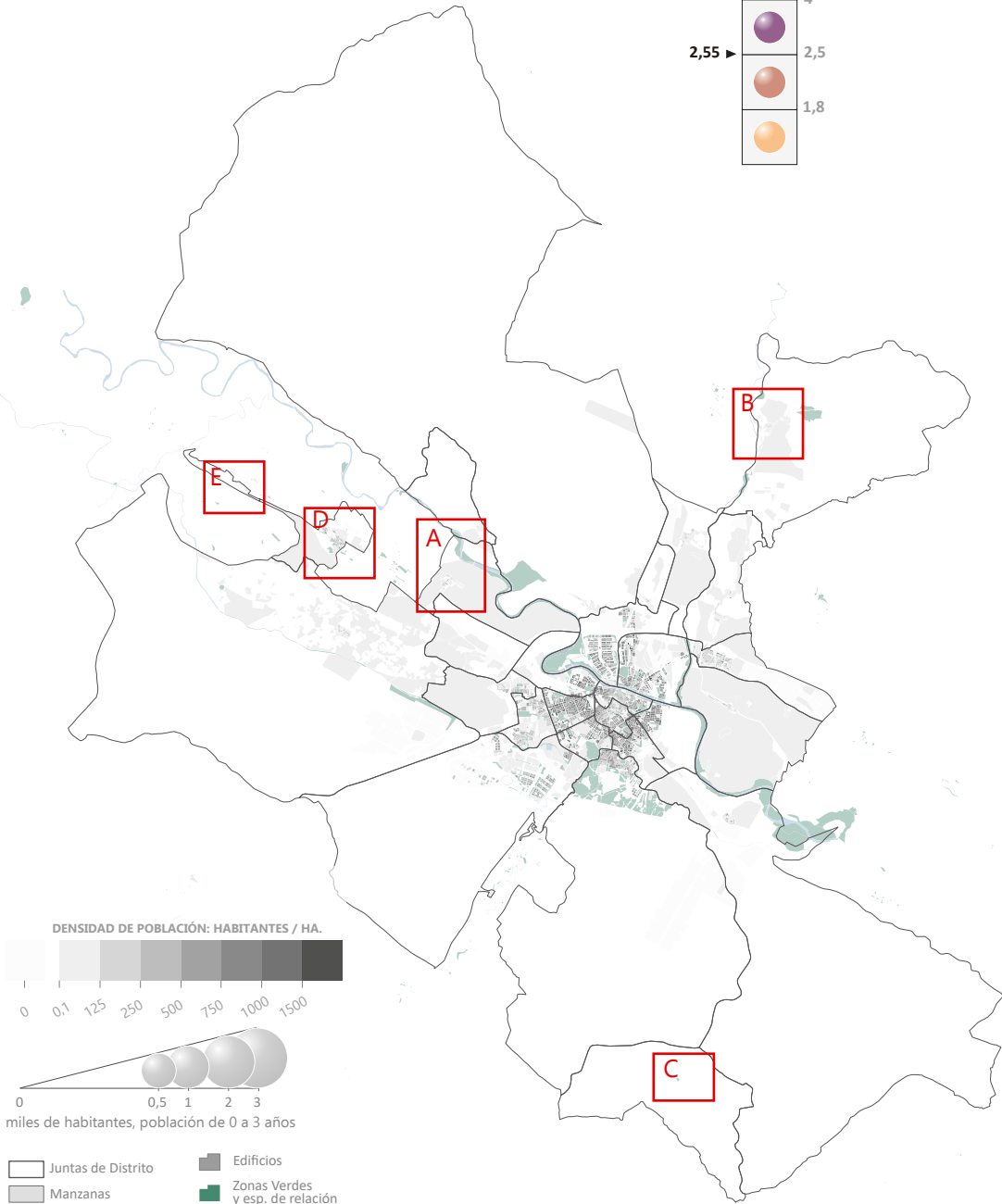
Elaboración cartográfica:
 Cátedra Territorio, Sociedad y Visualización Geográfica.
 Ayuntamiento de Zaragoza 2018.
 GEOT (Grupo de Estudios en Ordenación del Territorio).
 Universidad de Zaragoza 2018.

Fuentes de Información:
 Servicio de Información Geográfica.
 Observatorio de Estadística del Ayto. de Zaragoza.

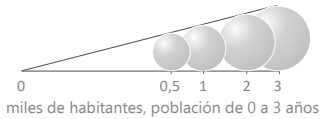
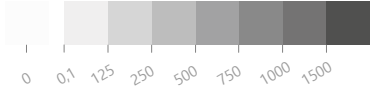
% de niños de 0 a 3 años sobre el total de habitantes por junta de distrito



2,55 ▶



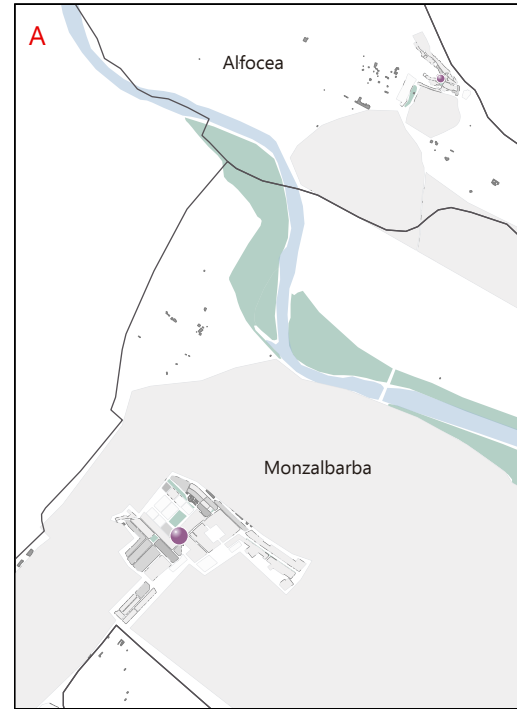
DENSIDAD DE POBLACIÓN: HABITANTES / HA.



- Junta de Distrito
- Edificios
- Manzanas
- Zonas Verdes y esp. de relación




Alfocea y Monzalbarba



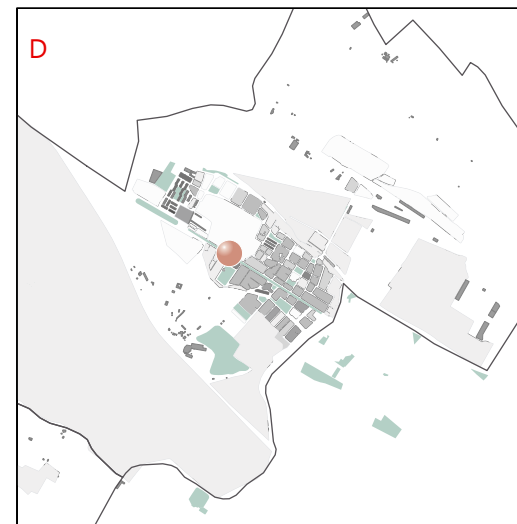
Peñaflor



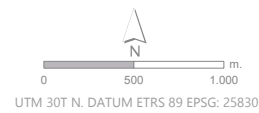
Torrecilla de Valmadrid



Casetas



Villarrapa



| cod | j_distrito-vecinal | personas | n_hogares | menores 4 años | %_mn4a (total) | Hombres | %Hmn4a | Mujeres <4a | %Mmn4a | TOT_MN19 | %_MN4 | %_de4a11_19 | %_de12a15 | %_de16a18 |
|-----|--------------------------------------|----------------|----------------|----------------|----------------|--------------|--------------|--------------|--------------|----------------|--------------|--------------|--------------|--------------|
| 1 | <i>Junta Casco Histórico</i> | 46.118 | 21.113 | 1.017 | 2,21 | 506 | 49,75 | 511 | 50,25 | 6.931 | 14,67 | 47,44 | 23,14 | 14,75 |
| 2 | <i>Junta Centro</i> | 53.008 | 23.537 | 960 | 1,81 | 484 | 50,42 | 476 | 49,58 | 6.966 | 13,78 | 45,05 | 24,10 | 17,07 |
| 3 | <i>Junta Delicias</i> | 102.891 | 43.878 | 2.000 | 1,94 | 1.018 | 50,90 | 982 | 49,10 | 13.828 | 14,46 | 45,00 | 22,56 | 17,97 |
| 4 | <i>Junta La Almozara</i> | 30.472 | 12.502 | 533 | 1,75 | 260 | 48,78 | 273 | 51,22 | 3.882 | 13,73 | 41,09 | 25,48 | 19,71 |
| 5 | <i>Junta Universidad</i> | 49.803 | 21.141 | 1.011 | 2,03 | 524 | 51,83 | 487 | 48,17 | 7.324 | 13,80 | 44,18 | 23,77 | 18,24 |
| 6 | <i>Junta Casablanca</i> | 45.160 | 18.263 | 3.077 | 6,81 | 1.565 | 50,86 | 1.512 | 49,14 | 10.999 | 27,98 | 49,40 | 13,50 | 9,12 |
| 7 | <i>Junta San José</i> | 66.049 | 28.665 | 1.314 | 1,99 | 688 | 52,36 | 626 | 47,64 | 9.049 | 14,52 | 46,29 | 21,99 | 17,20 |
| 8 | <i>Junta Las Fuentes</i> | 42.232 | 18.222 | 908 | 2,15 | 458 | 50,44 | 450 | 49,56 | 6.049 | 15,01 | 43,64 | 22,73 | 18,61 |
| 9 | <i>JV de la Cartuja Baja</i> | 2.087 | 785 | 32 | 1,53 | 13 | 40,63 | 19 | 59,38 | 324 | 9,88 | 44,14 | 25,00 | 20,99 |
| 10 | <i>Junta Miralbueno</i> | 12.721 | 4.498 | 542 | 4,26 | 312 | 57,56 | 230 | 42,44 | 3.436 | 15,77 | 53,38 | 20,93 | 9,92 |
| 11 | <i>Junta Oliver-Valdefierro</i> | 29.896 | 11.463 | 936 | 3,13 | 488 | 52,14 | 448 | 47,86 | 6.404 | 14,62 | 48,97 | 21,96 | 14,46 |
| 12 | <i>Junta Torrero-La Paz</i> | 39.199 | 16.843 | 1.281 | 3,27 | 682 | 53,24 | 599 | 46,76 | 6.714 | 19,08 | 45,16 | 21,37 | 14,39 |
| 13 | <i>JV de Torrecilla de Valmadrid</i> | 24 | 10 | 0 | 0,00 | 0 | 0,00 | 0 | 0,00 | 3 | 0,00 | 33,33 | 33,33 | 33,33 |
| 14 | <i>Junta ACTUR-Rey Fernando</i> | 59.360 | 21.955 | 1.275 | 2,15 | 648 | 50,82 | 627 | 49,18 | 11.871 | 10,74 | 43,69 | 25,47 | 20,10 |
| 15 | <i>Junta de el Rabal</i> | 78.122 | 30.933 | 1.896 | 2,43 | 977 | 51,53 | 919 | 48,47 | 15.831 | 11,98 | 46,98 | 25,36 | 15,69 |
| 16 | <i>JV de Juslibol-El Zorongo</i> | 2.642 | 884 | 40 | 1,51 | 23 | 57,50 | 17 | 42,50 | 367 | 10,90 | 41,42 | 25,89 | 21,80 |
| 17 | <i>JV de Montañana</i> | 3.270 | 1.260 | 79 | 2,42 | 41 | 51,90 | 38 | 48,10 | 587 | 13,46 | 45,66 | 24,36 | 16,52 |
| 18 | <i>JV de San Juan de Mozarrifar</i> | 2.591 | 975 | 58 | 2,24 | 33 | 56,90 | 25 | 43,10 | 511 | 11,35 | 47,95 | 23,87 | 16,83 |
| 19 | <i>JV de San Gregorio</i> | 604 | 232 | 15 | 2,48 | 7 | 46,67 | 8 | 53,33 | 113 | 13,27 | 41,59 | 27,43 | 17,70 |
| 20 | <i>JV de Peñaflo</i> | 1.249 | 473 | 41 | 3,28 | 15 | 36,59 | 26 | 63,41 | 267 | 15,36 | 47,57 | 23,22 | 13,86 |
| 21 | <i>JV de Movera</i> | 2.501 | 898 | 33 | 1,32 | 18 | 54,55 | 15 | 45,45 | 438 | 7,53 | 46,80 | 25,57 | 20,09 |
| 22 | <i>Junta Santa Isabel</i> | 13.661 | 4.771 | 430 | 3,15 | 224 | 52,09 | 206 | 47,91 | 3.410 | 12,61 | 50,67 | 22,70 | 14,02 |
| 23 | <i>JV de Garrapinillos</i> | 5.396 | 1.802 | 110 | 2,04 | 55 | 50,00 | 55 | 50,00 | 969 | 11,35 | 41,59 | 26,11 | 20,95 |
| 24 | <i>JV de la Venta del Olivar</i> | 951 | 308 | 15 | 1,58 | 5 | 33,33 | 10 | 66,67 | 124 | 12,10 | 52,42 | 21,77 | 13,71 |
| 25 | <i>JV de Monzalbarba</i> | 1.934 | 757 | 53 | 2,74 | 32 | 60,38 | 21 | 39,62 | 336 | 15,77 | 43,15 | 22,32 | 18,75 |
| 26 | <i>JV de Alfocea</i> | 187 | 73 | 5 | 2,67 | 3 | 60,00 | 2 | 40,00 | 38 | 13,16 | 52,63 | 31,58 | 2,63 |
| 27 | <i>JV de Casetas</i> | 7.390 | 2.954 | 176 | 2,38 | 95 | 53,98 | 81 | 46,02 | 1.184 | 14,86 | 46,62 | 21,88 | 16,64 |
| 28 | <i>JV de Villarrapa</i> | 186 | 74 | 4 | 2,15 | 2 | 50,00 | 2 | 50,00 | 38 | 10,53 | 55,26 | 13,16 | 21,05 |
| | ZARAGOZA | 699.704 | 289.269 | 17.841 | 2,55 | 9.176 | 51,43 | 8.665 | 48,57 | 117.993 | 15,12 | 46,18 | 22,57 | 16,13 |